



1	2	1	1
1			221116
2			510631

G40-057 A 1009—8097 2018 06—0039—07 DOI 10.3969/j.issn.1009-8097.2018.06.006

[1]

[2]

2

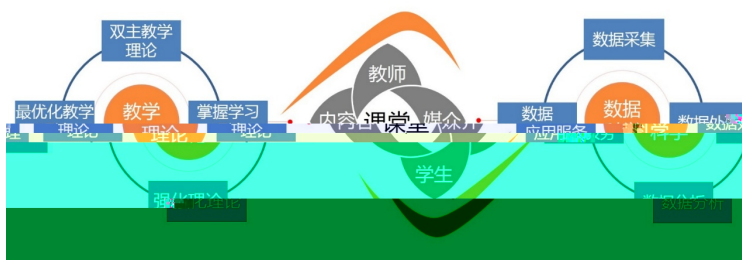
3

4

[3]

[4] [5] [6] [7] [8]

1

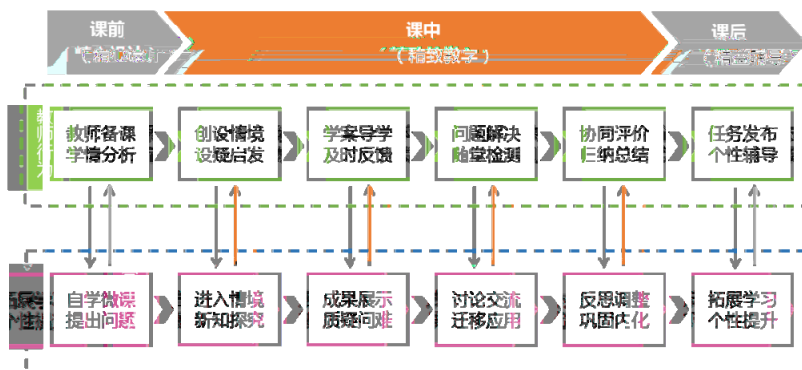


1



2

5J



3

5J 2

5J

3

1

QQ

[9]

2

[10]

[11]

3

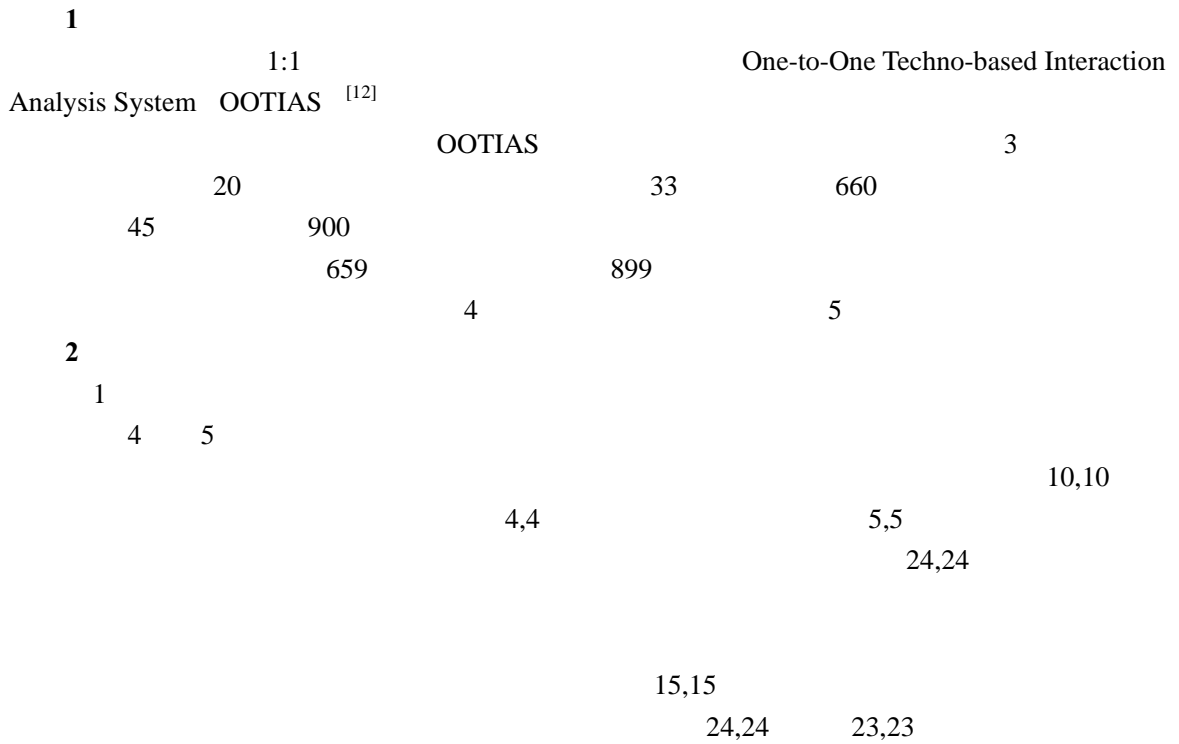
QQ

0	1	2	3	4	5	6	7	8	9	10	11	12	13	14	15	16	17	18	19	20	21	22	23	24	总计
1	1	2	2	5	1	1	3			2							1							2	20
2	1	2	1	4		1	1												3					2	15
3		1	3	3	1	2	1										1		1						13
4			1	16	1	1		1	6	6				3		1	1		2					2	41
5					1	1				3			2				1								7
6	1			4	1	26										2	2								36
7					1	15		4	5		1									2	2	1	1		32
8						1																			1
9	7		1					7						1				1				2	2	1	17
10	7	4	3			1			7	83							5		1						104
11																									0
12						1			1	16															18
13						2																			2
14		1			1					1				1			1								5
15																									0
16					1											1	3	1	1						7
17				6	2		5		1	1						57	1	1				1			74
18							3										25	1						3	35
19		1		1		1			2							1	2	43	1				3	3	55
20																				10				1	11
21																		2		26					28
22																2		1			36				39
23																		4				28			32
24	3	4	2	2														3					53		67
总计	20	15	13	41	7	36	32	1	17	104	0	18	2	5	0	7	74	35	55	11	28	39	32	67	659

4

0	1	2	3	4	5	6	7	8	9	10	11	12	13	14	15	16	17	18	19	20	21	22	23	24	总计
1	3			2	1	1			5	3				1										7	23
2			1						1																2
3		1	1		1	2		1									1								7
4				15	3	2		1				1	1				2							6	32
5					13	5	6		1	16							2								43
6				1	8	25	4		7				1	1		6		2							55
7						18		3		2		2	2	3		2					4	3	4	5	46
8									2																2
9	6		3	4		1			21								1								36
10	6		2		9	5	5	1	1	26				1			1								57
11																									0
12						1	1					42						3					2		49
13									1																1
14				2	2				1					18								5			28
15					1	1																			66
16						1										12	1								14
17				3	2	6	4		2	2					1	2	41		1						64
18												5					1	21	4			6	8	6	51
19						2	1										1	32	4			3		4	44
20																					3		1		4
21							3							4				6			38				51
22							2										2	9	1			46		2	62
23																	2	12	2						79
24	8			7	6																		63	59	83
总计	23	2	7	32	43	55	46	2	36	57	0	49	1	28	66	14	64	51	44	4	51	62	79	83	899

5



1

		%			%		
		%	%	%	%	%	%
		0.9	0.16	1.06	0.46	1.1	1.56
		2.57	8.66	11.23	0.69	6.43	7.12
		2.27	3.04	5.31	1.7	3.97	5.67
		1.21	7.14	8.35	0.6	4.29	4.89
		6.95	19	25.95	3.45	15.79	19.24
		1.67	0	1.67	0.44	0	0.44
		4.25	0	4.25	5.67	0	5.67
		5.92	0	5.92	6.9	0	6.90
		0	4.86	4.86	0	8.79	8.79
		0	10.17	10.17	0	9.23	9.23
		11.84	15.03	26.87	13.01	18.02	31.03

2

1

1	34.03%	33.81%
1	18.76%	16.46%
	8.66%	6.43%
	7.14%	4.29%
	1.67%	0.44%
	4.25%	5.67%
6.9%		5.92%

2

	25.95%	19.24%
	26.87%	30.03%

5J

[1] , . [J]. ,2015,(3):112-118.

[2] , , . : [J]. ,2016,(1):50-61.

44

[3][10] , , . PADClass [J]. ,2014,(10):110-113 120.

[4] , , , “ — ” [J]. ,2000,(2):3-9.

[5]Bloom B S. An introduction to mastery learning theory [J]. Schools, society and mastery learning, 1974:3-14.

[6]Skinner B F. Contingencies of reinforcement in the design of a culture [J]. Systems Research and Behavioral Science, 1966,(3):159-166.

[7] . [J]. ,1986,(2):60-65.

[8] , , . ——“ ” [J]. ,2016,(1):5-12.

[9] , , . : [J]. ,2016,(5):34-45.

[11]Rodriguez-Valls F. Reflective teaching: theory within classroom practices[J]. Teaching Education, 2014,(3):294-308.

[12] , , .1:1 [J]. ,2015,(5):89-95.

The Construction and Analysis of Smart Classroom Supported by Big Data

JIN Xin-quan¹ TIAN Xue-song² YANG Xian-min¹ DU Ying¹

(1. Research Center of Wisdom Education, Jiangsu Normal University, Xuzhou, Jiangsu, China 221116;

2. School of Information Technology in Education, South China Normal University, Guangzhou, Guangdong, China 510631)

Abstract: Big data technology is an important force to promote the teaching reform. Through the continuous collection and in-depth exvacation of teaching activities data, the teaching effect can be optimized. This study analyzes the problems existing in the current classroom teaching, combines the big data technology, defines the connotation of the smart classroom, and constructs the theoretical framework of the smart classroom. On this basis, a 5J smart classroom model is designed, including elaborate design, fine instruction, refined practice, precise assessment and lean coaching. Finally, the OOTIAS coding system is used to verify the operability and interactivity of the smart classroom. It expects to provide some reference and guidance for the optimization and reform of classroom teaching in the big data era.

Keywords: big data; smart classroom; classroom teaching; lesson analysis

* " " "

2015JDXM020 333 "

" 333GC201702

18361350815@163.com

2017 8 20